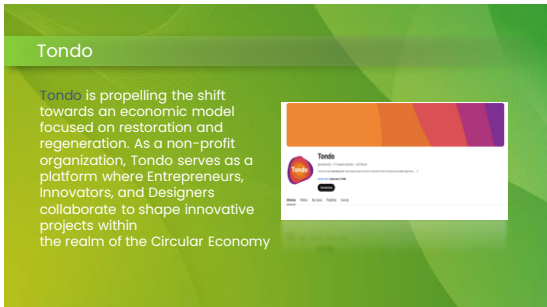


Progetto L2C – Modulo III  
Prof. Mitrut  
Lez. 3.3 - RESOURCES & TOOLS



# Progetto L2C – Modulo III

Prof. Mitrut

## Lez. 3.3 - RESOURCES & TOOLS

### Re-think

The "Re-think circular forum" is a hub for circular economy leaders to exchange ideas and drive sustainable innovation. It connects experts and fosters collaborative solutions for a regenerative economic model



### Circulartourism.eu

The COSME project "CEnTOUR – Circular Economy in Tourism" is a project assisting tourism SMEs in adopting circular practices like waste reduction and eco-friendly offerings. CEnTOUR supports SMEs by focusing on circular solutions, aiming to cut waste and promote sustainable practices in the tourism sector



### Circulink.eu

The CIRCULINK project focuses on integrating social innovation and the workplace by offering a blended learning training kit to promote Circular Business Models and Social Innovation



### Switch2green.eu

The SWITCH to Green project provides technical assistance for EU international partnerships, helping identify, formulate, and manage green economy initiatives



### Designguide.com

A guide aimed at innovative design to help innovators create more elegant, effective and creative solutions for the circular economy



### Ellen MacArthur Foundation

[www.ellenmacarthurfoundation.org](http://www.ellenmacarthurfoundation.org)

The Ellen MacArthur Foundation, an international charity, was established in 2010 to accelerate the transition to a closed-loop economy. The website offers detailed information on circularity, case studies, tools and resources needed to make the circular transition



# Progetto L2C – Modulo III

Prof. Mitrut

## Lez. 3.3 - RESOURCES & TOOLS

UN CC:e-Learn  
<https://uncclearn.org>

This course looks in depth at how to take an integrated approach to policy analysis, integrated planning, intervention design, financing, communication, monitoring and evaluation. The course examines a range of tools and methods that can help the learner to implement interventions related to environment and climate actions.



The screenshot shows the UN CC:e-Learn interface for the course 'Advancing Sustainable Development in Practice'. It features a video player with a 'Watch video' button, a 'Description' section, and a 'Course structure' list. The course structure includes: 1. Green economy, 2. Circular economy, 3. Digital economy, 4. Smart economy, 5. Resilient economy.

### Questions

- ▶ What resources can you use to increase your knowledge of CE?
- ▶ Name a few organizations that aim to promote the Circular Economy and sustainable practices

## TOOLS




### Main benefits of using tools for CE

- ▶ Thorough Analysis
- ▶ Strategic Alignment
- ▶ Visualization
- ▶ Innovation
- ▶ Efficiency

- ▶ Risk Mitigation
- ▶ Competitive Advantage
- ▶ Compliance
- ▶ Resilience

Progetto L2C – Modulo III  
Prof. Mitrut  
Lez. 3.3 - RESOURCES & TOOLS

Business Model Canvas



The image shows a detailed Business Model Canvas template. It is a 9-block grid with sections for: Key Partners, Key Activities, Key Resources, Value Propositions, Channels, Customer Relationships, Customer Segments, Cost Channels, and Revenue Streams. Each section contains brief explanatory text and icons.

Circular Economy Model Canvas



The image shows a Circular Economy Model Canvas template. It is a 9-block grid similar to the Business Model Canvas but adapted for circular economy, with sections for: Key Partners, Key Activities, Key Resources, Value Propositions, Channels, Customer Relationships, Customer Segments, Cost Channels, and Revenue Streams. It includes a circular flow diagram in the background.

Stakeholders map template

A **stakeholder map template** is a visual tool used to identify and analyze the stakeholders involved in a project, initiative, or business




The image shows a Stakeholders map template. It features a 2x2 matrix with 'Power' on the vertical axis and 'Interest' on the horizontal axis. The quadrants are labeled: High Power/High Interest, High Power/Low Interest, Low Power/High Interest, and Low Power/Low Interest. It includes a legend and instructions for use.

Key activities, resources used & waste generated – Template



The image shows a template for 'Key activities, resources used & waste generated'. It consists of three columns: 'Key Activities', 'Key Resources', and 'Waste Generated'. Each column has a header and a large empty box for input. The template is part of a larger document with a logo and title.

9R analysis current status



The image shows a 9R analysis current status template. It features a circular flow diagram with 9R categories: Refuse, Reduce, Reuse, Repair, Refurbish, Repurpose, Recycle, Recover, and Regenerate. Each category has a corresponding icon and a box for input. The template is part of a larger document with a logo and title.

CE Policy structure – Template



The image shows a CE Policy structure template. It is a document with a header 'CE POLICY STRUCTURE' and a table of contents. The table of contents includes sections for: 1. Purpose, 2. General Objectives, 3. Specific Objectives, 4. Implementation, 5. Monitoring and Evaluation, 6. Reporting, 7. Review, 8. Final Review, 9. Final Report. The template is part of a larger document with a logo and title.

# Progetto L2C – Modulo III


Prof. Mitrut

## Lez. 3.3 - RESOURCES & TOOLS

### 9R – Planning Template



### Key competences - Template



### Positive & negative consequences - Template



### Action Plan Template



### Questions

- ▶ What elements are included in the Business Model Canvas?
- ▶ What is the purpose of a Stakeholder Map?
- ▶ Why should we analyse core competencies in CE transformation?

# RESOURCES & TOOLS

